

# Reminder of some key points of the technical regulations and recent changes

The latest versions of all technical regulations and the Sporting Regulations are available from <https://www.fia.com/regulation/category/100>.



## 1. Appendix L – chapter III - 1 – Helmets <sup>(1)</sup>

The helmets homologated to the FIA standards **8858-2002** and **8858-2010** (Technical List N°41) are not accepted anymore.

## 2. Appendix L – chapter III - 2 – Clothes <sup>(1)</sup>

**All drivers (and co-driver(s))** must wear clothes (overall as well as a balaclava, top and bottom underwear, socks, shoes and gloves (optional for co-drivers)), **homologated to the FIA 8856-2018 standard** (Technical List No 74).

<sup>(1)</sup>: For T5.2 crew members only/ pour les équipages des camions T5.2 seulement

-The helmets to the FIA standards **8858-2002** and **8858-2010** and the clothes to the FIA stds **8856-2000** are still allowed.

## 3. Art. 283-7 – 8865-2015 Extinguishing systems

The mounted system must be installed in compliance with the requirements of the installation guide dedicated to the precise system.

<https://www.fia.com/presentation-forms-and-installation-guides-plumbed-extinguishers-according-fia-standard-8865-2015>

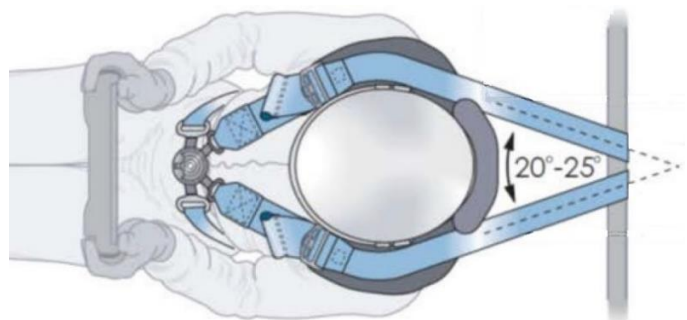
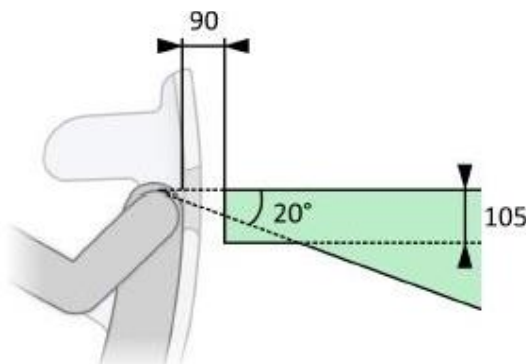
Furthermore, the electric activation system (electrical box) shall now be installed in a location where the status lights are visible to any official without dismounting any vehicle components when the occupants are seated normally.

## 4. Art. 283-6.2.3 – Safety belts installation – Shoulder straps



Since 1/01/2023, they must be installed in compliance with the drawing shown on the left-hand side here below.

When viewed from above, the angle between the straps must not be out of the 10°-25° range.



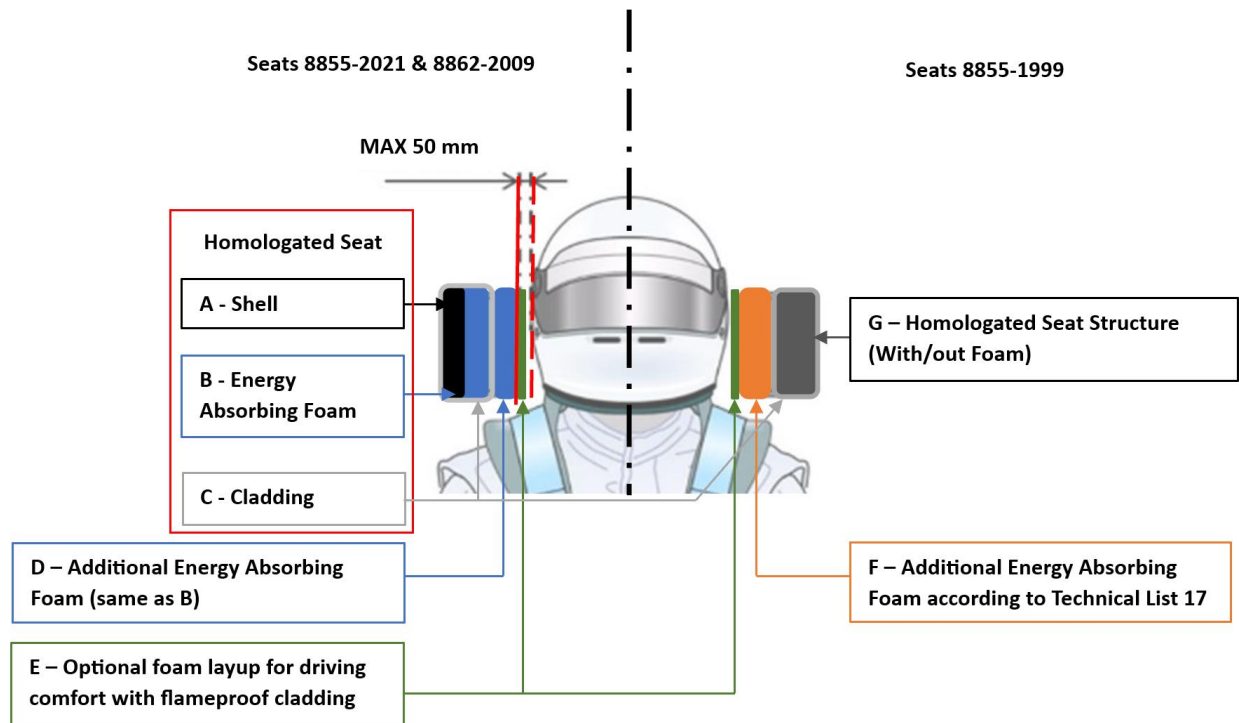
## 5. Art. 283-20 – 8855-1999 seats

The use of 8855-1999 seats (Technical List No 88) with headrests (i.e. in compliance with the S2000 technical regulations) is recommended but not mandatory. In order to improve comfort and to attenuate impact forces, the FIA recommend the use of add-on paddings on the side head supports and/ or on the back head support.

FIA guidelines for head support add-on paddings:

- A layup consisting of:
  - **E – Optional foam layup for driving comfort:** a soft initial layer, typically around 6 to 12mm, and for example made from polyurethane (PUR 5kPa @40%) non-memory foam facing the helmet.
  - **F – Additional Energy absorbing Foam according to technical list 17** in order to achieve the desired helmet to seat gap
- Wrap the foam with fire-resistant seat cladding and fixed onto the seat with Velcro

The helmet to seat gap is recommended to be around 20mm, but, as free, it may be adjusted on driver's preference.



[https://www.fia.com/sites/default/files/l12\\_approved\\_seats\\_115.pdf](https://www.fia.com/sites/default/files/l12_approved_seats_115.pdf)

[https://www.fia.com/sites/default/files/l17\\_approved\\_headrest\\_materials\\_0.pdf](https://www.fia.com/sites/default/files/l17_approved_headrest_materials_0.pdf)

## 6. Art. 283-8.3 – Minimum distance between driver/codriver helmet and safety cage paddings

**For all vehicles fitted with a safety cage homologated after January the 1st, 2024.**

The distance between the occupants' helmets and the mandatory safety cage paddings must be no less than 40mm. Furthermore, no point of the helmets must not be over a plan defined by 2 nearby tubes of the safety cage or roof reinforcements, fitted with the protective paddings.

## 7. Art. 283-14.2.1 – Fuel cell ventilation

All fuel cells must be fitted with at least one breathing system satisfying the requirements of the article in subject.

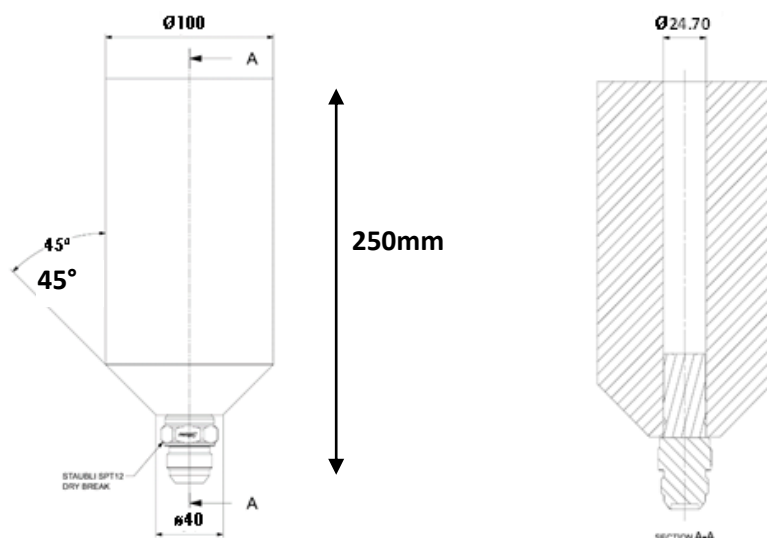
## 8. Art. 283-14.2 – Refuel quick coupling installation

As per the art. 56.2.1 of the CCR Sporting regulations, the use of quick-coupling refuel connections (SPT 12 Staubli type) is mandatory for Challenger and SSV group vehicles.

**To guarantee protection and accessibility, they must be installed:**

- a) Within the wheelbase of the vehicle,
- b) At a height of minimum 500mm from the ground,
- c) Under a plane defined by the rear backstays of the safety cage (or the windscreen transverse member and the upper fixing points of the front dampers),
- d) In vertical projection, between the lines joining the most outside points of the main rollbar and the ends of the rear backstays (or the most outside points of the lateral rollbars and the upper fixing points of the front dampers).
- e) Measured perpendicularly to their axis, the distance between the 2 couplings must be minimum 50 mm and maximum 150 mm,
- f) They must be easily accessible, without using tools.

The installation will be checked thank to the template described by the below drawing, knowing the end of the template must always be situated outside the bodywork.



#### **9. Art. 283-2 – Accident Data Recorder (ADR)**

All the ULTIMATE vehicles built after the 01/01/2016 and all T1+ vehicles must be fitted with an Accident Data Recorder (ADR) compliant with the FIA STANDARD 8872-2018 (Technical List No 88). The ADR must be installed in accordance with the FIA ADR Installation Specification and manufacturer user's manual.

[https://www.fia.com/sites/default/files/l88\\_approved\\_adr - 8872-2018 1.pdf](https://www.fia.com/sites/default/files/l88_approved_adr_-_8872-2018_1.pdf)